





## Smiley Face

Smiley Man is played exactly like “Hangman” except we don’t hang our drawing. We simply embellish a smiley face/person with details until the word is finally guessed.

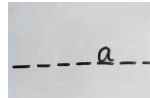


Here’s how to play!

1. Choose a student to go to the whiteboard or chalkboard.
2. The student thinks of a word that fits a specific category.
3. The student writes blanks for each letter of the word. No one knows the word except the student at the whiteboard.



4. The student at the whiteboard points to one student at a time to give a letter.
5. If the letter is in the chosen word, the student writes the letter in the blanks.



The student who guessed the letter has 30 seconds to also guess the word. If he/she can’t guess the word, the next student is called on to give a letter.

6. If the letter is not in the chosen word, the student at the whiteboard writes the letter off to the side. He/she then draws the head of a person.
7. The student goes around the room, choosing one person at a time. There’s no need to raise hands. Going around the room or down row by row, allows each student to participate.
8. The student at the whiteboard continues to add letters to the word or details to the head and body until the word is guessed correctly.



9. Whichever student is able to guess the full word gets to take the next turn at the whiteboard.
10. Play until the allotted time has run out!