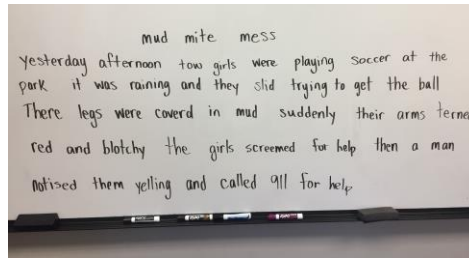




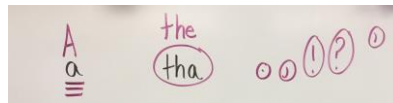
## CORRECT THE PARAGRAPH

Setting up the game:

1. Write a paragraph on the board that follows the genre your students have written about. You can use one of your student's stories.



2. When you write the paragraph, make lots of Capitalization, spelling and punctuation mistakes for the students to find.
3. Write the total number of mistakes at the top right corner of the board.
4. Above the paragraph write a lower case 'a' and 'tha'.



5. Explain to the children that they will be finding and correcting the mistakes.

- i. If they see a capital letter they need to underline it three times and write the capital letter above it. (Do this to the 'a'.)




- ii. If they see a misspelled word, they should circle it and write the correct spelling above it. (Do this to the word 'tha'.)



- iii. If there is any punctuation missing, the child should write it in and circle it. (Write and circle the following punctuation:

. ! ? , ' "

above the paragraph as you name each form of punctuation.






Now to play:

1. Call on 2-3 students at a time moving around the room in the order that they are sitting. There is no need for students to raise their hands. This ensures that eager children don't overshadow timid ones.



2. Each student corrects one mistake while at the board.
3. Cross off and count down the initial number of mistakes.



4. If a child is having trouble finding a mistake, gently help him/her find one.
5. After each child has had an equal number of turns, and only a remainder of mistakes are left, tell the children that anyone can go to the board to find the final mistakes. (Those sitting in their chair, hand raised and quiet will be chosen to do so.)
6. Continue the game until all of the mistakes have been found.  
(Younger children do well adding periods and capital letters. Older children enjoy the challenge of tricky spelling, less common punctuation and very subtle mistakes such as 'a' vs 'an', or leaving off an 's'.)

NOTE!

The following Common Core Standards can be addressed in this game: CCSS.ELA-LITERACY.L.K.2, L.K.2.A, L.K.2.B, L.1.2, L.1.2.A, L.1.2.B, L.1.2.C, L.1.2.D, L.2.2, L.2.2.A, L.2.2.B, L.2.2.C, L.3.2, L.3.2.E, L.4.1.G, L.4.2, L.4.2.A, L.4.2.C, L.4.2.D, L.5.2 and L.5.2.A